


A new generation of heat pumps
DESIGNED FOR EARTH



NIBE **Air/water** heat pumps
FREE ENERGY FROM THIN AIR





FREE ENERGY, ANYONE?

Look out of your window and what do you see?
The street, the house opposite, the trees and fields?
What we at NIBE see is a free source of energy – the air.

Believe it or not, you can actually use the outside air, one of nature's totally free gifts, to heat, and indeed cool your home. Even at sub-zero temperatures, ambient air contains heat. And cool your home when you concentrate that heat using a NIBE air/water heat pump, you can get enough out of it to heat up both your home's water-based radiators (or underfloor heating) and domestic hot water.

It's amazing, but true. We know, because we've already been using heat pump technology in Sweden for over 30 years.

WHY CHOOSE A NIBE AIR/WATER HEAT PUMP?



You save money

An air/water heat pump makes heating your home and hot water much cheaper. You can reduce your heating costs by up to 65%, although the exact figure depends on several factors such as where you live, the size of your house and the fuel you are replacing.

The initial investment is relatively low since an air/ water heat pump, unlike a ground source heat pump, does not require any drilling.

And the efficiency of NIBE's heat pumps positively impacts the speed with which you recover your investment. With energy prices continually rising, you're unlikely to regret your decision. In fact, you'll start enjoying savings from the first month.

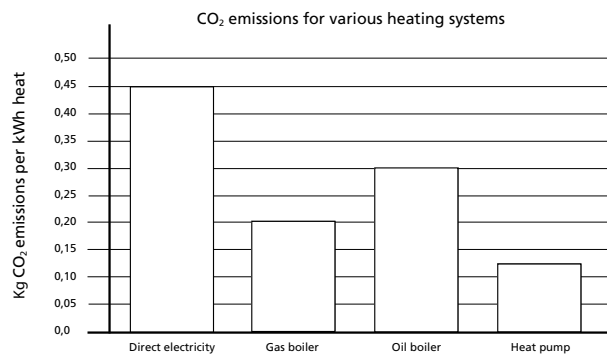
You reduce CO₂ emissions

Another very good reason for choosing a NIBE air/water heat pump is that it has a very low environmental impact. In fact, installing a NIBE air/water heat pump can cut your home's CO₂ emissions in half. This is mainly because there is no combustion process involved; the heat pump merely upgrades naturally occurring energy from the air outside to heat your home and hot water.

This leads to much lower CO₂ emissions than any traditional fossil-fuel based heating system, and explains why NIBE air/water heat pumps are classified as a renewable energy source.



Wherever you live, you can install an air/water heat pump and enjoy efficient, safe, problem-free heating and domestic hot water at a fraction of the alternative cost and a fraction of the environmental impact.

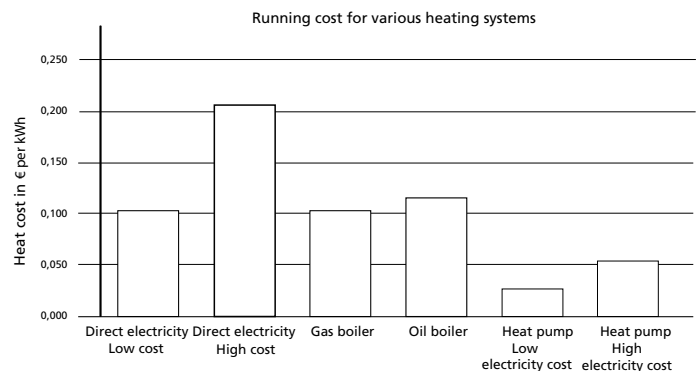


How do NIBE air/water heat pumps compare with traditional boilers?

To put it simply, they're three times more efficient! With conventional oil and gas boilers, 1 kWh of input energy provides less than 1 kWh of output energy. Using a NIBE air/water heat pump every 1 kWh of input energy is converted into an average of 3 kWh of output energy. There is no escaping the obvious conclusion – a heat pump is the absolute best way to get low cost heating and hot water.

Consider this

If all the approximately 1 million new houses built in Europe installed heat pumps, we would be saving over 3 600 000 tonnes of CO₂ emissions per year. That's the equivalent of taking about a million cars off the road!



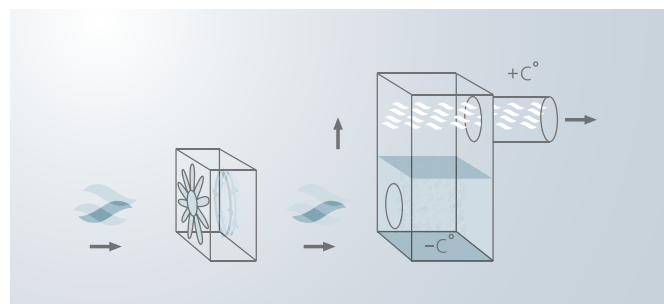
HOW DO YOU GET HEAT FROM COLD AIR?

Heat pump technology is actually based on a very simple, well-known principle. It works in a similar way to any domestic refrigerator, using a vapour compression cycle.

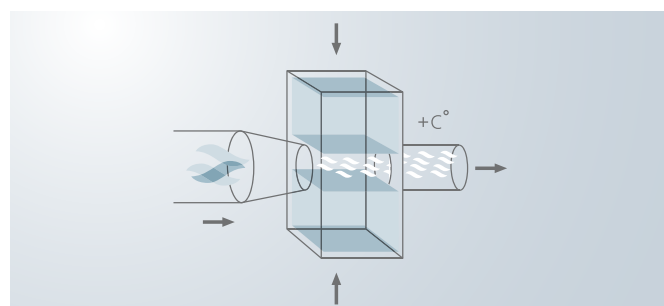
The main components in the heat pump are the compressor, the expansion valve and two heat exchangers (an evaporator and a condenser).

A fan draws the outdoor air into the heat pump where it meets the evaporator. This is connected in a closed system containing a refrigerant that can turn into gas at very low temperatures. When the outdoor air hits the evaporator the refrigerant will turn into gas.

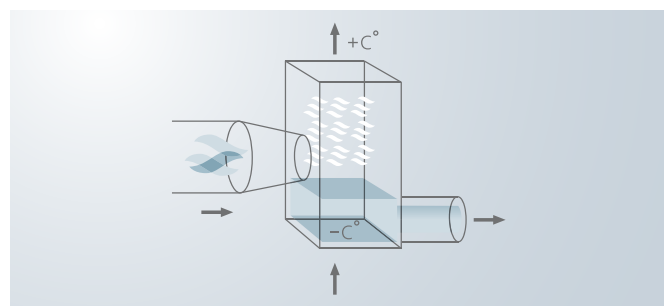
Then, using a compressor, the gas reaches a high enough temperature to be transferred in the condenser to the house's heating system. At the same time the refrigerant reverts to liquid form, ready to turn into gas once more and to collect new heat.



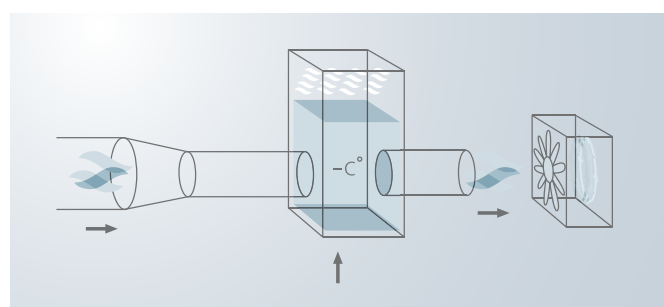
1. Heat from the outside air is drawn in by the fan. The refrigerant in the evaporator is colder than the air, causing the heat to move from the air to the refrigerant. It then evaporates and absorbs the energy from the outside air.



2. The vapour moves to the compressor and reaches a higher pressure and temperature.



3. The hot vapour enters the condenser and gives off heat as it condenses.



4. The refrigerant moves to the expansion valve; drops in temperature and pressure; then returns to the evaporator.

MORE GOOD REASONS TO INSTALL A NIBE AIR/WATER HEAT PUMP

- NIBE air/water heat pumps are easy to install, operate and maintain.
- They can be installed on almost any kind of terrain.
- They can be combined with a variety of different energy sources, depending on availability and price.
- Ideal for underfloor heating and water-filled radiators.
- No natural gas supply, flues, ventilation, or chimney are needed.
- NIBE air/water heat pumps give you clean and discreet heating.
- They are built to last so you can relax and enjoy cost-effective, hassle free heating for years to come!





PRESENTING
NIBE'S AIR/WATER HEAT PUMPS



BÅTSOMMAR MARGARETA DIEDRICHS

SOMMARLJUS

the family home Joanna Copestick

EN DAG I SVERIGE

NIBE AIR/WA

CHOOSE YOUR HEAT PUMP SYSTEM HERE!

On the following pages, we present two alternative air/water heat-pump systems: the NIBE F2015 and the NIBE F2025. When you're choosing a heat pump, there are several factors to consider.

The size of our home, your existing system, your home's energy requirements and the local climatic conditions will all influence your decision. Ask your local NIBE expert for an energy calculation and an inspection of your current heating system. If you're building a new house, our local NIBE dealer can also help you find the best product combination.



F2015-6 MCS HP0003/14
 F2015-8 MCS HP0003/15
 F2015-11 MCS HP0003/16
 Approved to MCS007

NIBE™ F2015



When to choose a NIBE F2015

NIBE F2015 is an air/water heat pump, specially designed to withstand the UK outdoor conditions. NIBE F2015 can both heat hot water effectively at high outdoor temperatures and give a high output to the heating system at low outdoor temperatures.

NIBE F2015 is designed for water based heating systems and can be used together with most electric boilers, oil and gas boilers or equivalent. The heat pump includes an advanced control system for optimal control. NIBE F2015 can be controlled from a specially designed control unit, SMO 10. This connects and disconnects additional heat and controls the changeover from room heating to domestic hot water heating. Accessories such as extra shunt group and pool control can be connected if SMO is present. Using accessory KVT 10, the condensation water that is created can be collected and routed to a suitable drain.

- Extraordinarily high efficiency
- Extremely installer-friendly
- Automatic 2-step capacity regulator for the fan (not 6kW)
- Integrated intelligent control for optimum control of the heat pump.
- Remarkably low sound level
- MCS Approved
- SAP Q Listed

For more technical information, go to www.nibe.co.uk

Technical specifications

NIBE F2015

Max temperature flow line	58°C
Working range outdoor temperature:	-15 – +35°C
Height (excl. feet)	1045 mm
Height (incl. feet)	1095 mm
Width	1200 mm
Depth	520 mm
Weight	120/126/132 kg

Specified output

NIBE F2015-6	6.5 kW
NIBE F2015-8	8.4 kW
NIBE F2015-11	10.3 kW
COP at 7/35°C*	
NIBE F2015-6:	4.21
NIBE F2015-8:	4.15
NIBE F2015-11:	3.95
Voltage	230 V~ 1-phase

* According to EN 14511



F2025-14 MCS HP0003/03
Approved to MCS007

NIBE™ F2025



When to choose a NIBE F2025

NIBE F2025 works well in most homes. It can be configured to work in numerous different ways, with complementary heating systems, water heaters and accumulators of various sizes.

- You want a really silent heat pump. NIBE F2025 is the quietest in its class!
- You also have a swimming pool which you would like to heat with the same system during summer.
- You want to reduce costs by installing a heat pump, but intend to keep your existing boiler.
- If you anticipate an above average consumption of hot water (due to e.g. a Jacuzzi or lots of guests) the NIBE F2025 can be included in a customised system designed to meet this need.
- You need more energy than a single NIBE F2025 can provide. Up to nine heat pumps can be used together.
- You're looking for a flexible solution that meets your individual heating and domestic water needs.
- MCS Approved
- SAP Q Listed

For more technical information, go to www.nibe.co.uk

Technical specifications

NIBE F2025

Max temperature flow line	58°C
Working range outdoor temperature:	-20 – +35°C
Height (excl. feet)	1045 mm
Height (incl. feet)	1095 mm
Width	1200 mm
Depth	500 mm
Weight	140 kg

Specified output

NIBE F2025-14	14.1 kW
COP at 7/35°C*	3.9
Voltage	400 V~ 3-phase

* According to EN 14511

NIBE™ F2015 & F2025

NIBE F2015 & F2025 is a highly efficient air/water heat pump, suitable even for larger homes. It is designed to be docked to water based heating systems.

Thanks to its efficient scroll compressors that work in temperatures down to -20°C, NIBE air/water heat pumps are especially well-suited to a somewhat harsher climate. It utilises the outside air as its main energy source, so there is no need for bore holes or coils in the ground.

NIBE air/water heat pumps outdoor module can be connected to a range of different indoor modules in such a way as to maintain your home and hot water at a comfortable temperature, while reducing both emissions and costs by up to 65%. If you have a swimming pool in the garden, you can use the NIBE air/water heat pump to heat it up during the summer months, when the full capacity of the heat pump is not required to heat your home and domestic hot water.



1 Silent operation

LOW NOISE LEVELS

Components are chosen to reduce the sound and the result is low noise level.

2 Monitoring and safety system

RELIABLE OPERATION THROUGHOUT THE HEAT PUMP'S LIFETIME

If a situation occurs that could cause damage to the machinery over time, the monitoring system will automatically stop the heat pump. Depending on the degree severity, the heat pump may or may not restart automatically.

3 Integrated intelligent control

FOR OPTIMUM CONTROL OF YOUR HEAT PUMP

Set during installation and accessible during a service, the controller automatically handles all the heat pump's functions – defrosting, stop at max/min temperature, connection of the compressor heater etc. It also allows the number of starts and operating time to be read.

4 Automatic 2-step capacity fan regulator

ECONOMICAL OPERATION

The fan speeds up in the winter when your energy requirements are at their highest; it slows down between spring and autumn when less energy is needed and the resulting low noise level is an advantage.

5 Hardwearing materials

BUILT TO COPE WITH ALL WEATHER

The materials used to build the NIBE F2015/F2025 heat pump are especially hardwearing, so your heat pump will give a long service life even if in harsh outdoor conditions. For example, two layers of anti-corrosion treatment prevent the battery from rusting.

6 Discreet design

SITS NEATLY IN YOUR GARDEN

The neutral appearance of NIBE F2015/F2025 means that it will not attract undue attention to itself when installed in your garden, but blends discreetly with the surroundings.

7 Built-in adaptability

ENABLING A CHOICE OF INDOOR MODULES

To complete your heating system, NIBE offers a number of ready-made combinations with indoor modules that are designed to work optimally together with the NIBE F2015/F2025. (A NIBE installer will help you choose the best combination for your household).

WHAT MAKES THE NIBE™ F2015 & F2025 SUCH AN EFFICIENT AND VERSATILE HEAT PUMP?

8 Scroll compressor

FOR UNINTERRUPTED OPERATION,
EVEN IN THE COLDEST WEATHER

The NIBE F2025 air/water heat pump has new, highly efficient scroll compressors that allow for uninterrupted operation, even when the mercury drops to -20 °C (-15°C for NIBE F2015), your NIBE F2025 continues generating energy to heat your home.

9 Advanced defrost control

MORE ECONOMICAL OPERATION

An advanced defrost control keeps the cooling battery free from ice in all weather. This gives a longer total operating time, and consequently reduces the amount of energy needed from other, more costly sources.

10 Built-in intelligent control

SELF CONTAINED UNIT REDUCES
NEED FOR EXTRA ACCESSORIES

The NIBE air/water heat pump's built-in control system makes it possible for the heat pump to function independently, providing energy for numerous different kinds of equipment. In the majority of cases, it can do so without any additional intelligent accessories.



SELECTION OF SYSTEMS FOR THE NIBE F2015 & F2025 AIR/WATER HEAT PUMP

NIBE offers a broad selection of accessories and complete indoor modules. These have been developed together with our air/water heat pumps to optimise their efficiency and give you the highest possible savings. When deciding which of the following systems to choose, you need to know your home's approximate annual energy requirements. Ask your local NIBE expert for an energy calculation and an inspection of your current heating system.

Plug and play heating system
suitable for average size homes



NIBE F2015 outdoor module 6 to 11 kW + NIBE VVM 300 indoor module

Simple to install, the NIBE F2015/F2025 air/water heat pump used in combination with the indoor unit VVM 300, give you a complete, compact heating and hot water unit.

The indoor and outdoor modules are designed together for optimised performance, enabling you to derive the highest possible energy savings.

The VVM 300 stores 155 litres of domestic hot water and is equipped with a temperature-compensating control box to ensure the most economical operation. It also has an electric boiler for back-up, circulation pumps, heating pressure vessel and filling loop.

With the help of some additional equipment, this versatile heating system can also heat your pool. Similarly, it can run two domestic heating systems with different flow temperatures at the same time, such as underfloor heating downstairs and water-based radiators upstairs.

A complete system suitable for new houses or refurbishments.

Enables a large size compressor
and docking to e.g. solar energy



NIBE F2025 outdoor module 14kW + VPA and VPAS for large homes and commercial applications + SMO 10

Together the NIBE F2025 and NIBE VPA/VPAS make up a complete heating system. This combination is ideal for larger homes with high energy consumption. It is also the best option for home-owners who want the heat pump to cover the greatest possible part of their energy needs, thus avoiding using the immersion heater as far as possible. If, due to especially cold weather, the heat pump is unable to meet the home's energy requirement, additional heat is provided by an immersion heater inside the VPA/VPAS.

Tap water is heated inside a copper coil contained within the VPA/VPAS, providing sufficient hot water to meet the needs of an average family home.

The VPAS has an unusually high heat accumulation capacity, which makes it especially suitable for connection to a solar energy system as well.

For a unique, tailor-made heating system



**NIBE F2015/F2025 outdoor module 6 to 14 kW
+ NIBE SMO for a unique, customised system**

With the help of the NIBE SMO control module, you can combine a NIBE F2015/F2025 air/water heat pump with other equipment and create your own customised heating system. Start with one NIBE F2015/F2025 heat pump; if you need more power, you can install as many as nine NIBE F2025 heat pumps together in the same system. The addition of the SMO intelligent control module allows your NIBE F2015/F2025 to work smoothly in a variety of different ways. For example:

- Connected to another heating system such as gas, oil, electricity or district heating.
- Connected to a NIBE VPA water heater of the size required to meet your domestic hot water needs.
- If you have a swimming pool, the SMO can connect your heat pump to your pool and heat that too.
- In systems controlled by SMO, solar panels can also be incorporated, enabling you to use solar energy as a complementary heat source when it's available.

Satisfy your hot water demand even with limited space



**NIBE F2015 outdoor module 6 to 11 kW
+ NIBE SMO 05 (Lite) for a unique, customised system
+ NIBE VPB 200 N (Slim) hot water cylinder**

With the SMO 05 (Lite), it is possible to position the display unit in a suitable position for the end user. For example, in the hall or kitchen. The controller has full intelligence and is part of a new NIBE generation controller platform. For the UK, the functions have been limited in order to be adapted to a standard pack for UK installations.

With full intelligence, we mean a real heat pump controller, based on an outdoor temperature sensor, set to the required heat curve for a comfortable and stable indoor climate.

The SMO 05 (Lite) has automatic legionella control and is optimised to work together with a NIBE F2015 and new slim UK water heater, NIBE VPB 200N (Slim).

NIBE VPB 200N (Slim) is a new water heater specifically designed for NIBE air source heat pumps and the UK market. NIBE VPB 200N (Slim) dimensions are designed to fit the majority of UK cylinder cupboards, providing an ideal solution for retro fitting air source heat pumps into existing dwellings.

NIBE™ F2015 INSTALLED IN YOUR HOME

Double function:

HEATING/HOT WATER

A single system to meet all your heating and domestic hot water needs..

Indoor unit:

OPTIONS

Options to suit many applications, e.g. VVM, VPB, VPAS

Electrical installation:

CONTRIBUTES TO EASE OF INSTALLATION

It is linked by cable to the indoor unit, so that they can communicate together

Outdoor unit:

COMPACT SMALL FOOTPRINT

The outdoor unit has an appealing, timeless design.

Flexible positioning:

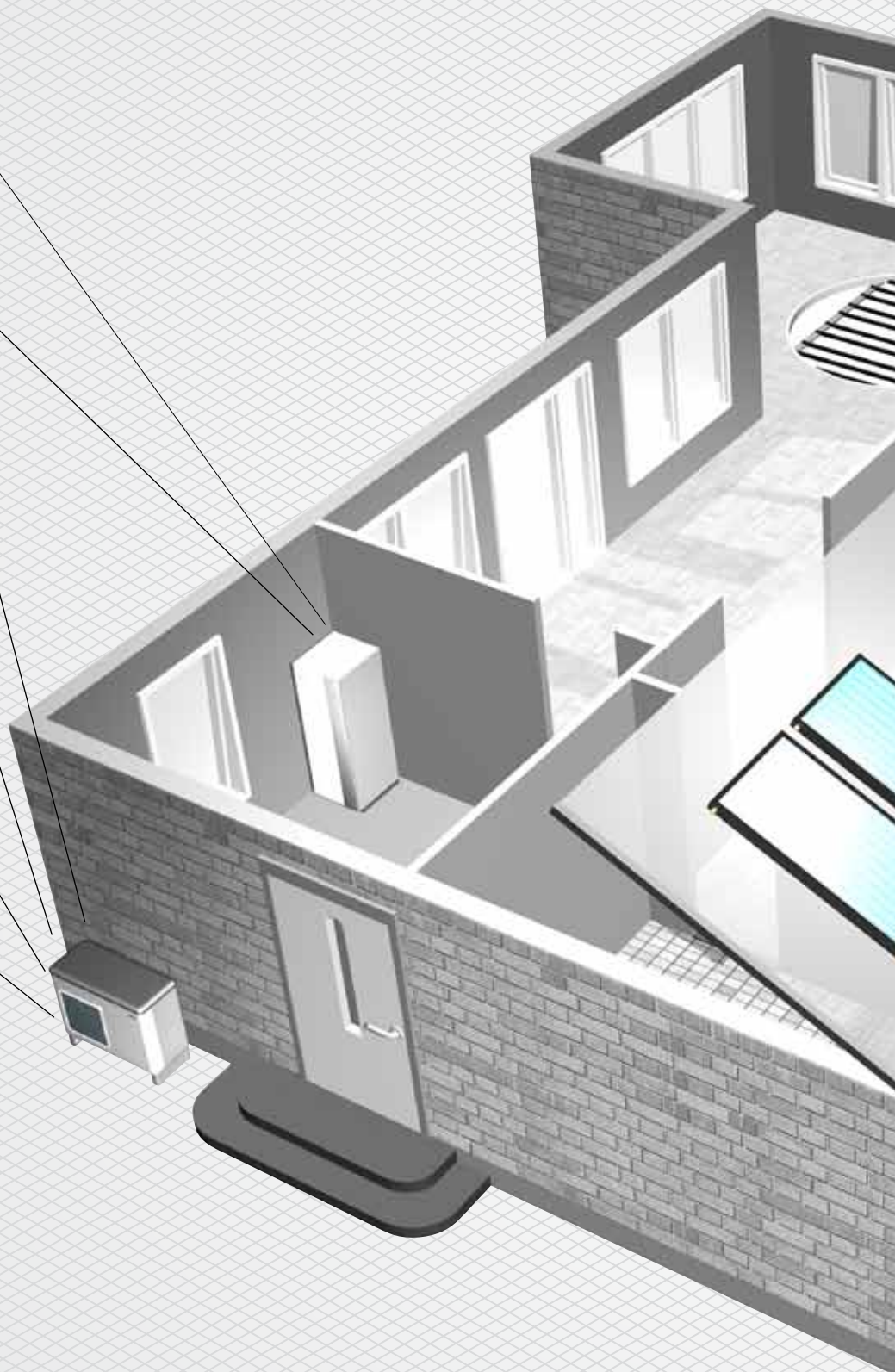
CHOOSE A DISCREET LOCATION

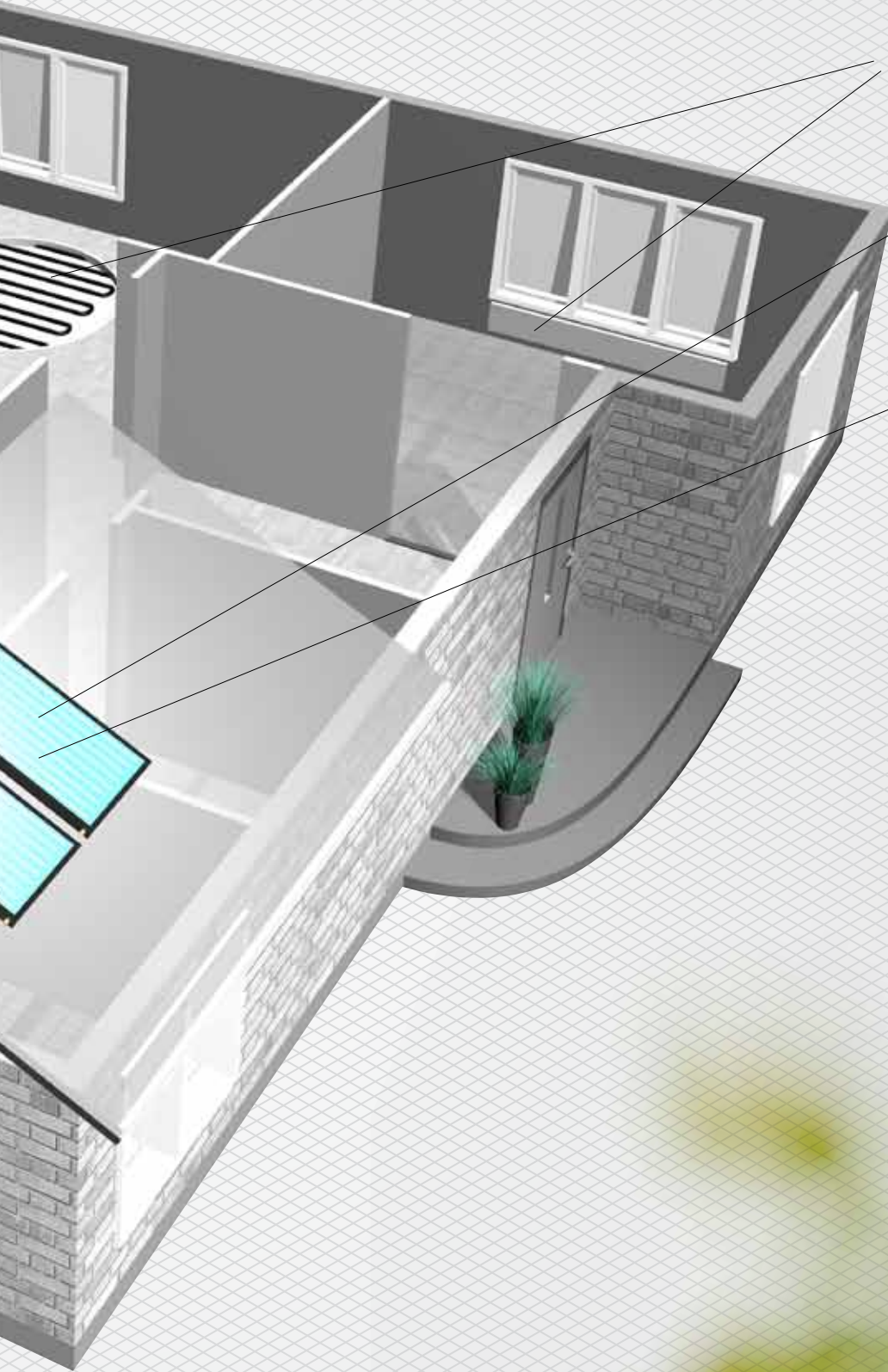
The outdoor unit can be moved to any location up to 12 metres of refrigerant pipes from the indoor unit, giving you the freedom to select the most suitable position in your yard.

Outdoor unit pre-charged with refrigerant:

EASY INSTALLATION AND
ENVIRONMENTALLY FRIENDLY

The outdoor unit is pre-charged with a refrigerant which has a low environmental impact and does not damage the ozone layer.





Flexible indoor installation:

THE FUNCTION

Can be used for both heating and hot water. Water-borne distribution of heating takes place via radiators or underfloor heating systems.

Compatibility:

CONNECTS EASILY WITH OTHER ENERGY SOURCES

When you need an additional energy source, NIBE F2015/2025 can be hooked up to e.g. solar heating panels or an existing boiler.

Green energy connection

EMISSION FREE HEATING AND HOT WATER

Complementing the energy supply from your NIBE F2015/2025 heat pump with an alternative source such as solar power results in a system that's almost emission free.

CASE NIBE F2015

AN ENVIRONMENTALLY SUSTAINABLE HEATING SYSTEM
WHICH MAKES YOU FEEL GOOD, INSIDE AND OUT!



The background

The owner of a lovely cottage in Wolverhampton was unhappy with the costs and performance of her existing heating system. Christine Franklin had identified one particular room that she would like to use more, but it could not be heated sufficiently to become comfortable and so it remained unused.

The property, a well-insulated, 3 bedroom cottage, used a wet system of radiators and had a tank of hot water, heated with LPG which was required to be on every morning and evening. The desire to be comfortable in her own home, was being prohibited by annual heating costs in excess of £5,000.

Solution

Retherm Ltd carried out a technical survey of the property and due to the lack of available ground, discounted ground source heat pumps, but saw an air source unit as the right product for this situation. Retherm designed a system which incorporated a NIBE air source heat pump with a NIBE VVM internal unit. NIBE air source heat pumps are designed to work in Nordic conditions, so are ideally suited to our mild UK climate.

The robust outside unit was sited near the property, with the VVM unit being indoors where the existing boiler stood. The VVM unit houses the mains pressure hot water cylinder and the controls for the system. Removal of the hot water cylinder, replaced by a small radiator kept the airing cupboard warm.

Results

This was a very straightforward project for the Retherm engineers as the installation and commissioning took only three days. The running cost for electricity, now the only cost in regards to supplying energy to the house, is averaging £100 per month after the completion of the installation. Mrs Franklin commented "I am delighted with the system and to have constant heating and hot water all of the time is a joy".

FURTHER USES FOR YOUR HEAT PUMP

A NIBE air/water heat pump is not just for heating your home and hot water. With our broad range of accessories, you can, for example, control your heat pump remotely and heat the pool. Your NIBE installer can give you more information.



NIBE™ VVM 300 **Hot water module (only for F2015 6, 8, 11)**

NIBE F2015, together with VVM 300, creates a complete heating and hot water unit. VVM 300 is equipped with a control box that currently makes it the most economical operation.



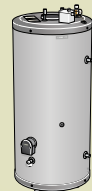
NIBE™ UKV 100, 200, 300 & 500 **Buffer vessel**

If extra volume is required.



NIBE™ SMO 05 (Lite) **Control box**

The controller has full intelligence and is part of a new NIBE generation controller platform. For the UK, the functions have been limited in order to be adapted to a standard pack for UK installations.



NIBE™ VPB 200N (Slim) **Hot water cylinder**

NIBE VPB 200N is a new water heater specifically designed for NIBE air source heat pumps and the UK market. NIBE VPB 200N dimensions are designed to fit the majority of UK cylinder cupboards.



NIBE™ SMO 10 **Control box**

SMO 10 is an intelligent control module that, together with the air/water heat pump and existing heating and hot water equipment, creates a complete unit.



NIBE™ VPA 300/200 & 450/300 **Accumulator tank**

VPA is a range of water heaters intended primarily to be connected to heat pumps. They are also suitable for use with other heat sources.



NIBE™ RE 10 **Room unit with room sensor.**

If controller display is required in a separate room.



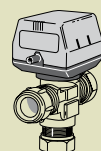
NIBE™ VPAS **Accumulator tank**

NIBE VPAS is an accumulator tank that is primarily designed for connection to heat pumps in combination with solar panels.



NIBE™ KVT 10 **Condensate drain**

The condensation water through is used to collect and lead away most of condensation water from the air/water heat pump. The through contains a heating coil, which allows run off, to occur at temperatures below zero.



NIBE™ VST 11 & 20 **Hot water control**

This accessory allows the heat pump NIBE F2025 to prioritise hot water charging on systems with floating condensing.



NIBE™ POOL 20 **Heat your swimming pool**

Using the heat pump to heat the water in your pool saves money and makes those breathtaking icy cold dips a thing of the past! POOL 20 is an accessory that make it easy to control the heating of your pool.



NIBE™ ESV 20 **Extra shunt**

This accessory is used when the heat pump is installed in houses with two different heating systems that require different flow line temperatures, for example, in cases where the house has both a radiator system and an underfloor heating system.

THE CASH MACHINE IN YOUR GARDEN – YOU SAVE UP TO 65% EVERY MONTH!

NIBE heat pumps are ideal for use in a variety of house sizes and their carefully developed control system is designed to work perfectly to provide hot water to either traditional radiators or underfloor heating systems.

Traditionally heat pumps have been seen as only suitable for under-floor heating. However with the advanced control system of NIBE air/water heat pumps and its ability to provide optimum variable flow temperature control, radiators can now be easily provided with the hot water they need and prove to be a very efficient option.

More than anything, NIBE air/water heat pumps are an investment in the future. Developers, builders and home-owners want to be assured that technology they purchase today will be relevant and useful for many years to come. NIBE air/water heat pumps have been designed with the future very much in mind.

Already, legislation is forcing builders and home-owners to consider energy use in their properties. NIBE air/water heat pumps are at the cutting edge of low-energy performance and will enable homes to meet energy consumption and emissions targets long after they are built.



NEW TIMES CALL FOR A NEW APPROACH

We all know we've got to reduce emissions.
The question is how?

'Green' thinking might once have been a luxury, but lately it has become a necessity that none of us can afford to ignore. Increasingly, the reduction of CO₂ emissions is becoming a legal requirement as well as an environmental necessity.

Over 70% of an average home's CO₂ emissions are caused by its heating and hot water systems. In order to reduce this figure, we need to start implementing greener, more sustainable technologies across the board. Only then, will we see a significant reduction in CO₂ emissions.

Meanwhile the prices of traditional energy sources are rising steadily, with the result that more and more people feel inclined to consider alternative, more efficient energy sources.

Now their customers have started demanding a solution, builders, architects and property developers can no longer ignore the need to employ alternative technologies that make better use of the world's energy resources.



START WITH A HEAT PUMP!

Heating your house with a heat pump is the proven best option for the environment.

One obvious reason for this is that a heat pump does not use any combustion process to generate heat. It simply extracts the heat that already exists in the outside air and puts it to use to heat your home. This greatly reduces emissions in comparison to traditional fossil-fuel based systems.

Secondly, the amount of electricity needed is relatively low. That's because electricity is not the main energy source; it's only needed to drive the pump and enable the heat extraction process.

While the exact energy saving varies according to what you benchmark against, it generally measures between 40% and 75%.

A third point to consider is that heat pumps, like every manufactured item contains what we call 'embedded energy'. That is, the energy required to make the product and transport it from the factory to the site where it will be used. By continually improving its own processes, NIBE seeks to minimise the amount of embedded energy in its products; to build and transport them in the most environmentally-friendly way.

And naturally, once it's installed in your home, a NIBE heat pump immediately starts to deliver an environmental 'payback' in the form of reduced energy consumption and emissions.

Working towards a zero carbon future

The drive to reduce energy consumption and the impact its use has on the environment is crucial and increasingly important to us all. Why not take a step closer towards a zero carbon future and power your heat pump using a renewable energy source such as wind, solar or tidal energy?

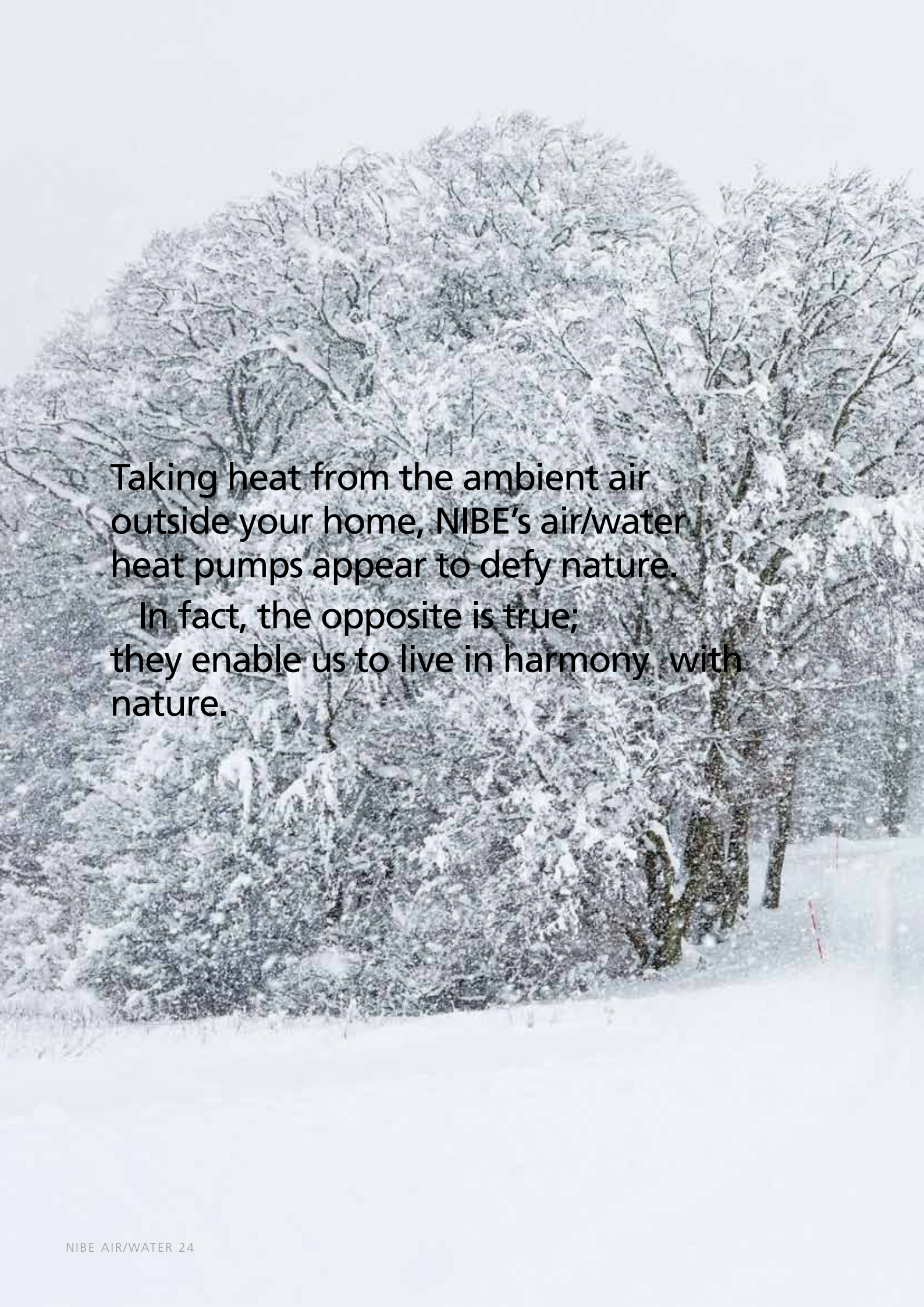
Classified as renewable energy

Some governments and regional authorities offer subsidies to homeowners to switch from fossil fuel based heating to more modern, renewable source of energy. Since heat pumps are now officially classified as renewable energy, there couldn't be a better time to change!

For more information, please visit www.nibe.co.uk.



0%

A large, dense tree heavily laden with snow, standing in a snowy landscape. The tree's branches are thick with white snow, and the ground is a smooth, white expanse. The background is a soft, overcast sky, creating a serene winter scene.

Taking heat from the ambient air
outside your home, NIBE's air/water
heat pumps appear to defy nature.

In fact, the opposite is true;
they enable us to live in harmony with
nature.



NIBE OF SWEDEN

Living in harmony with nature

The Swedes have a long and impressive track record of clever, money-saving innovations that use resources sparingly. The simple reason for this is that Sweden was historically a poor agrarian country. A harsh winter climate made food scarce for many months, necessitating careful forward planning.

Today, Sweden is a technologically advanced country with a successful economy, so this is no longer necessary. However, the mindset continues to be manifested in the form of fabulous, cost-saving innovations.

NIBE is a perfect example of the economical Swedish mind at work!

The company was founded by Nils Bernerup in 1952, after a particularly cold winter. And over the last 60 years it has become Sweden's leading supplier of domestic heating products, continually driving the development of ever-more efficient heating methods.

Early products included water heaters and pressure vessels. In the 1970s these were supplemented by electric boilers. Heat pumps and a wide range of other heating products that meet the needs of the European markets were later added to the mix.

Nowadays, NIBE is a leading player in both heating and cooling solutions around Europe. We strive to offer innovative solutions that not only save energy but which also reduce CO₂ emissions.

Together with our customers, we're working towards a more sustainable future, one home at a time.

THREE KINDS OF HEAT PUMPS FROM NIBE

Exhaust air heat pumps

Ideal for heating domestic premises and tap water. An exhaust air heat pump ventilates the building and recovers the energy in the warm air, reusing it to warm up your sanitary water or fuel a central heating system.

Ground source heat pumps

Drawing heat from surface soil, bedrock or the water in a nearby lake, this is a great option for heating houses, multiple-unit properties and other larger buildings. Available with or without an integrated water heater.

Air/water heat pumps

These pumps extract heat from the ambient outside air. In contrast to simpler types of air-to-air heat pumps, they are connected to the building's heating system and able to produce both heat and hot water.

European Directive 20/20/20

The 20/20/20 European directive imposes compulsory targets on the EU's 27 member states, specifying that 20% of energy consumption must be met by renewable sources by 2020. Since air/water heat pumps are now classified as a renewable energy source, their installation will help member states reach this ambitious target. And in many cases, local or regional authorities are offering home owners subsidies to switch their existing heating systems to a renewable source such as a heat pump.

20/20/20

Exhaust air heat pumps



Ground source heat pumps



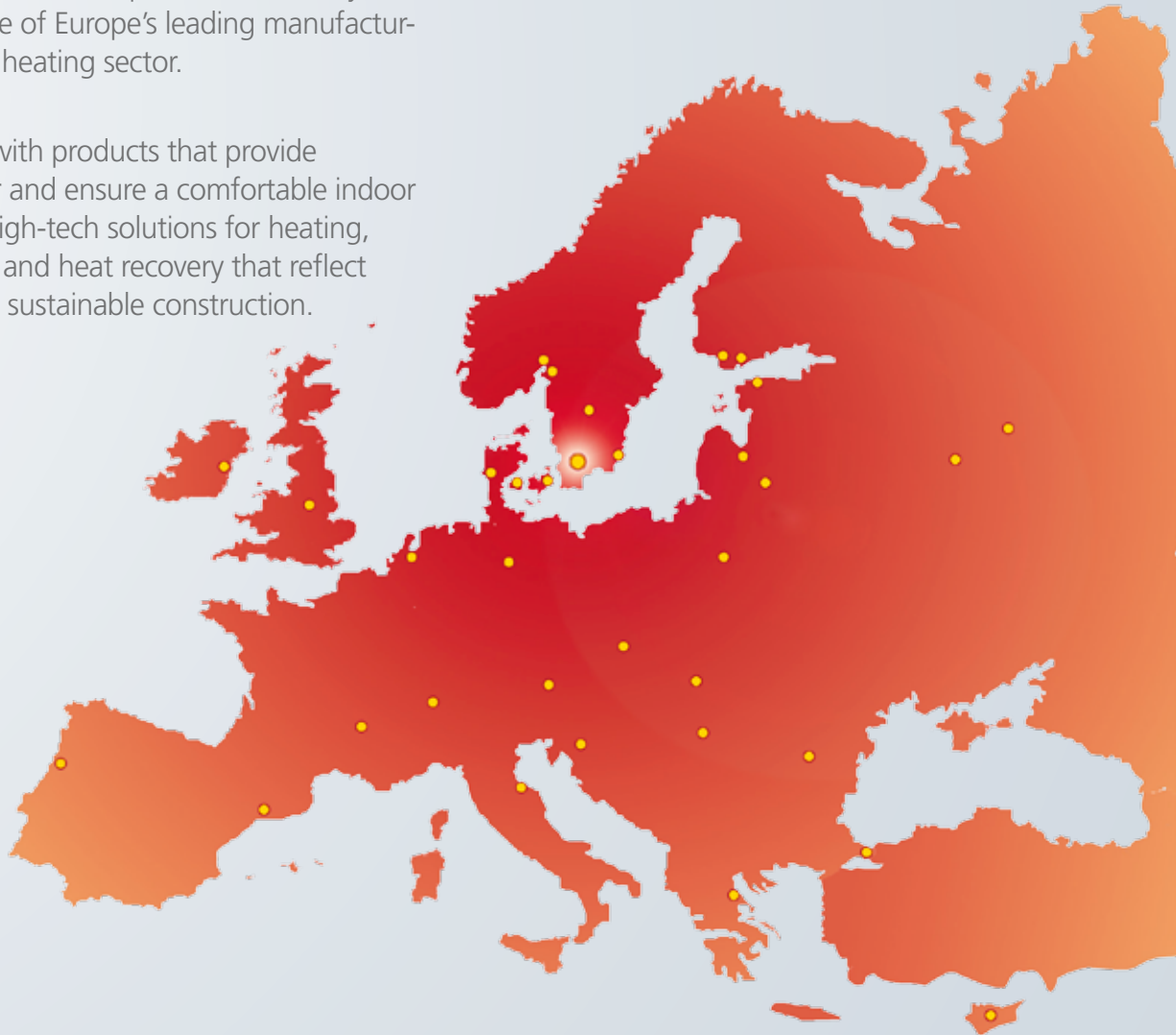
Air/water heat pumps



MADE IN SWEDEN

NIBE Energy Systems Limited is a subsidiary of NIBE Energy Systems with its headquarters in Markaryd in Sweden. NIBE is one of Europe's leading manufacturers in the domestic heating sector.

We supply homes with products that provide domestic hot water and ensure a comfortable indoor climate. We offer high-tech solutions for heating, ventilation, cooling and heat recovery that reflect today's demand for sustainable construction.



A new generation of heat pumps
DESIGNED FOR EARTH

What do we mean by
"A new generation of heat
pumps – designed for earth?"

Our products are designed to USE THE EARTH.

The main energy source for NIBE heat pumps is the earth, or the ambient air or a nearby water source – one or more of which occur naturally all over the planet and are provided free by Mother Earth.

Our products are relevant ALL OVER THE EARTH.

Since we now offer a system with both heating and cooling functions, you can use a NIBE heat pump anywhere, regardless of your geographic location.

Our products are designed with the HEALTH OF THE EARTH in mind.

NIBE products have a very low environmental impact compared to other heating systems currently available. They do have some impact, as do all manufactured goods, but we are continually working to minimise this and to deliver an environmental payback in the form of reduced emissions.



NIBE ENERGY SYSTEM LIMITED
 Unit 3C, Broom Park, Bridge Way
 Chesterfield, S4190Q
 Tel. 0845 095 1200
 Fax. 0845 095 1201
 www.nibe.co.uk

M10855 KBR UK NIBE Air/Water 1015-1

This brochure is a publication from NIBE. All product illustrations, facts and specifications are based on current information at the time of the publication's approval. NIBE makes reservations for any factual or printing errors in this brochure.

©NIBE 2010

Printed by: AM-tryck & reklam

Photos: www.benfoto.se, Johan Kalén

